

Dimplex[®]

Comfort. By design

GDH-RAD24F

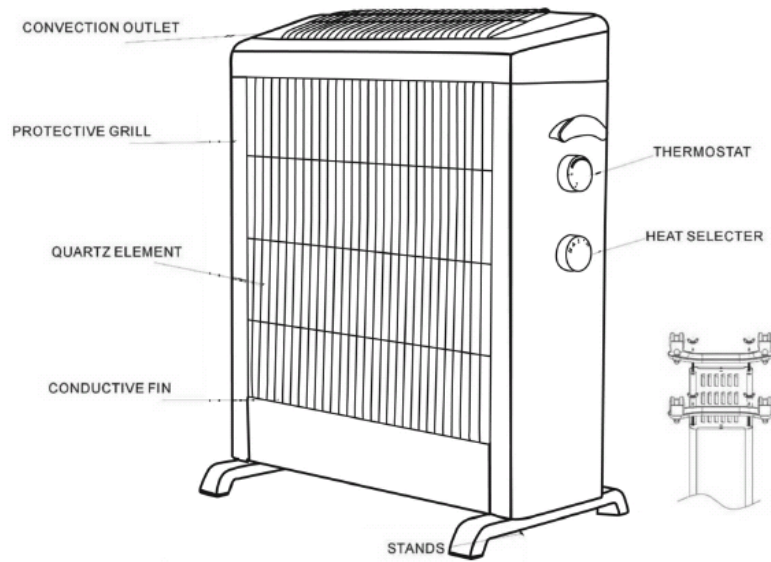
Radiant Heater



OWNERS MANUAL

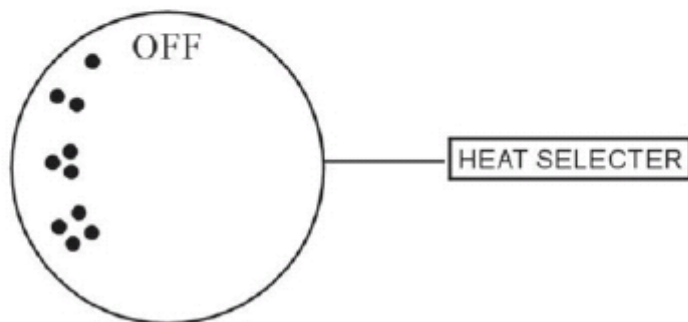
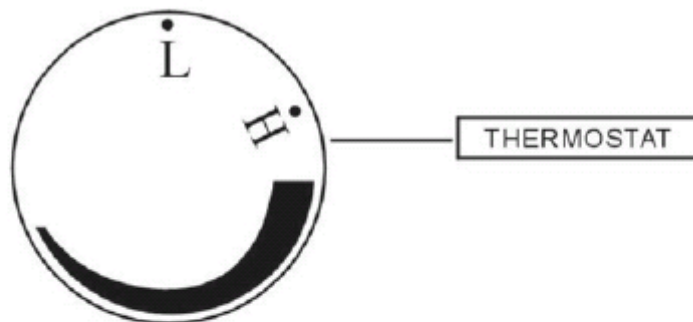
Please retain these instructions for future reference

Parts identification



Control Panel

■ OPERATING



OPERATING THE HEATER

The heater has two switches which control the temperature settings

The Heat selection switch

This switch has five settings

OFF	Turns all the heating elements off	
•	One heating element on	600W
••	Two heating elements on	1200W
•••	Three heating elements on	1800W
••••	Four heating elements on	2400W

The Thermostat switch

This switch moves the thermostat settings from low to high and will only operate if position •• or ••• have been selected on the heat selection switch.

To operate, set the heater switch to •• or ••• and turn the thermostat switch to high, this will give the most warmth.

When the temperature reaches the desired level, turn the thermostat toward low until you hear a click. This sets the heat output of the heater to your desired temperature.

The elements will automatically turn back on when the room drops below the desired temperature and will switch off when the room reaches the set temperature.

REMEMBER THE FIRST TWO ELEMENTS WILL REMAIN ON UNTIL THE HEATER SWITCH IS TURNED OFF. THE THERMOSTAT ONLY FUNCTIONS WHEN EITHER THREE OR ALL ELEMENTS ARE ON.

SAFETY PRECAUTIONS

- Use the appliance only for its intended purpose. The manufacturer is not responsible for any damage caused by improper or faulty use
- Do not expose the appliance to outdoor elements such as rain, for indoor use only
- Unplug the appliance from the wall before any maintenance or cleaning
- Do not cover the heater
- Do not use if any of the elements are broken
- Do not use the heater with a programmer, timer or any device that switches the heater on automatically
- Do not use the heater around water eg. Bath, shower or swimming pool
- Keep away from combustible materials like curtains and furnishings
- Make sure the heater is placed on a flat stable surface
- This appliance is not intended for use by persons (including children) with reduced physical, sensory or mental capabilities, or lack of experience and knowledge, unless they have been given supervision or instructions concerning use of the appliance by a person responsible for their safety.
- This heater must not be located immediately below a wall socket

IMPORTANT NOTES

IF THE SUPPLY CORD IS DAMAGED, IT MUST BE REPAIRED BY A REGISTERED ELECTRICIAN

WARNING: IT IS A FIRE RISK TO COVER THE HEATER OR PLACE NEAR COMBUSTIBLE MATERIALS SUCH AS CURTAINS OR FURNISHINGS.

SPECIFICATIONS

MODEL	GDH-RAD24F
POWER SUPPLY	240V/50Hz
WATTAGE	2400W